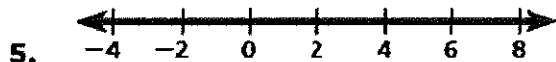
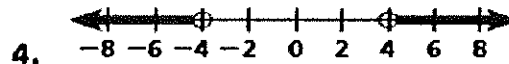
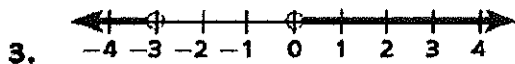
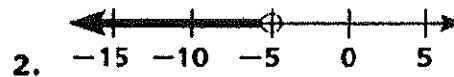
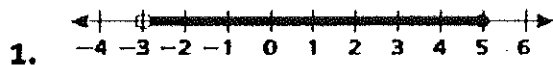
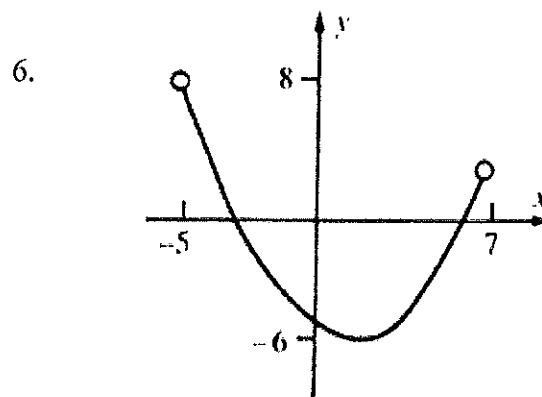
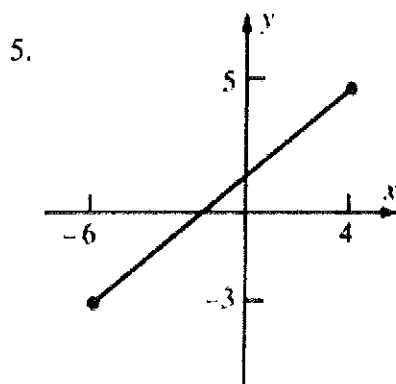
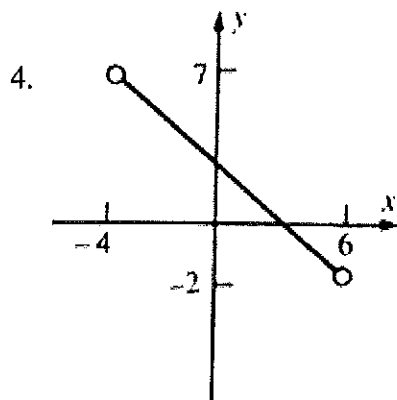
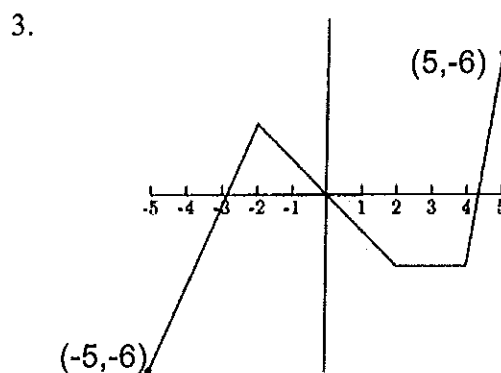
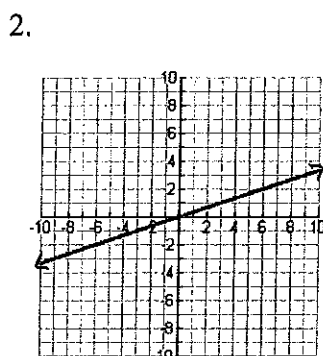
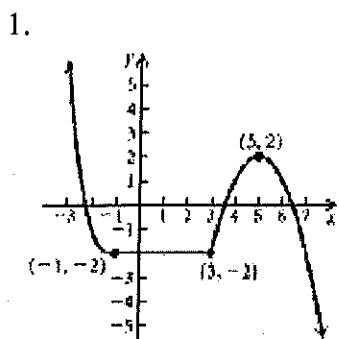


For each number line, write the given set of numbers in interval notation. inequality AND



Name the domain and range of each relation using interval notation.

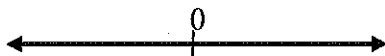


NAME: \_\_\_\_\_

**Practice: Interval Notation**

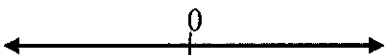
Put in interval notation AND draw a graph of each inequality.

1.  $x \geq 4$



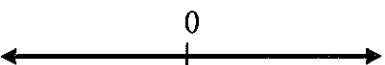
1. \_\_\_\_\_

2.  $x < 6$



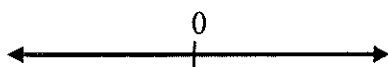
2. \_\_\_\_\_

3.  $x \leq -2$



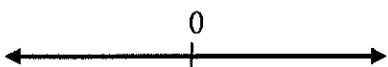
3. \_\_\_\_\_

4.  $x > 8$



4. \_\_\_\_\_

5.  $x < -10$



5. \_\_\_\_\_

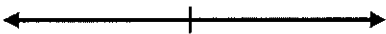
Write each interval as an inequality, and draw a graph for each.

6.  $(-\infty, -8]$




6. \_\_\_\_\_

7.  $[5, \infty)$



7. \_\_\_\_\_

8.  $(-2, \infty)$



8. \_\_\_\_\_

9.  $[-10, \infty)$



9. \_\_\_\_\_

10.  $(-\infty, 6)$



10. \_\_\_\_\_